

User Guide: Bin Hire

Explanation: This section provides step-by-step instructions on how to block orders and update prices within the WasteVantage system.

Vendor : Coastal Waste

Heavy/Landscaping Waste

Bin Type ▾

Back

Heavy/Landscaping Waste

Clicking the "Save" button below will save the figures entered in these three input boxes only. All rates and inventory figures are saved on a per-row basis when the "tick" button is clicked.

Extra Hireage:

extra hire per day after

days

\$ 20

8

Excess Weight:

per tonne additional customer charge for weights exceeding allowance of 150kg per cubic metre.


\$ 0

Save

Waste Type and Extra Charges

1. At the top of the page, you can change the waste type by clicking on the "Bin Type" button (if you have more than one waste type).
2. You can also change the extra charge per hire day.

Heavy/Landscaping Waste

		North of The River	South of The River					Hearts		Rockingham / Mandurah			Outer Metro			
Prev	Base	Mon 15-07	Tue 16-07	Wed 17-07	Thu 18-07	Fri 19-07	Sat 20-07	Sun 21-07	Mon 22-07	Tue 23-07	Wed 24-07	Thu 25-07	Fri 26-07	Sat 27-07	Sun 28-07	Next
Non Delivery Days		<input checked="" type="checkbox"/>	<input type="checkbox"/>	<input type="checkbox"/>	<input type="checkbox"/>	<input type="checkbox"/>	<input checked="" type="checkbox"/>	<input checked="" type="checkbox"/>	<input checked="" type="checkbox"/>	<input type="checkbox"/>	<input type="checkbox"/>	<input type="checkbox"/>	<input type="checkbox"/>	<input checked="" type="checkbox"/>	<input checked="" type="checkbox"/>	<input checked="" type="checkbox"/>
																
<input type="checkbox"/>	Standard															
2 m3	Price	225	225	225	225	225	225	225	225	225	225	225	225	225	225	225
	Stock	5	0	0	5	5	5	5	5	5	5	5	5	5	5	5
<input type="checkbox"/>	Standard															
3 m3	Price	285	285	285	285	285	285	285	285	285	285	285	285	285	285	285
	Stock	5	0	5	5	5	5	5	5	5	5	5	5	5	5	5
<input type="checkbox"/>	Standard															
4 m3	Price	345	345	345	345	345	345	345	345	345	345	345	345	345	345	345
	Stock	5	0	5	5	5	5	5	5	5	5	5	5	5	5	5

Step 3

How to Block Orders on a Selected Day

1. After choosing the bin type, select the area where your skips are located.
2. If you wish to block all orders for the selected day, tick the box provided.
3. Click on the red icon to confirm this action.

North of The River	South of The River	Hearts	Rockingham / Mandurah	Outer Metro
--------------------	--------------------	--------	-----------------------	-------------

2024-07-15

Prev	Base	Mon 15-07	Tue 16-07	Wed 17-07	Thu 18-07	Fri 19-07	Sat 20-07	Sun 21-07	Mon 22-07	Tue 23-07	Wed 24-07	Thu 25-07	Fri 26-07	Sat 27-07	Sun 28-07	Next	
Non Delivery Days		<input checked="" type="checkbox"/>	<input checked="" type="checkbox"/>	<input type="checkbox"/>	<input type="checkbox"/>	<input type="checkbox"/>	<input checked="" type="checkbox"/>	<input checked="" type="checkbox"/>	<input checked="" type="checkbox"/>	<input type="checkbox"/>	<input type="checkbox"/>	<input type="checkbox"/>	<input type="checkbox"/>	<input checked="" type="checkbox"/>	<input checked="" type="checkbox"/>		
<input type="checkbox"/>	Standard																
2	Price	225	225	225	225	225	225	225	225	225	225	225	225	225	225	225	
m3	Stock	5	0	0	5	5	5	5	5	5	5	5	5	5	5	5	
<input type="checkbox"/>	Standard																
3	Price	285	285	285	285	285	285	285	285	285	285	285	285	285	285	285	
m3	Stock	5	0	5	5	5	5	5	5	5	5	5	5	5	5	5	

Step 4

How to Block Orders Based on Specific Skip Sizes:

1. To block orders based on certain skip sizes, click on the blue icon button (edit) on the right side.

Heavy/Landscaping Waste

North of The River		South of The River					Hearts		Rockingham / Mandurah			Outer Metro		
2024-07-15														
Prev	Base	Mon 15-07	Tue 16-07	Wed 17-07	Thu 18-07	Fri 19-07	Sat 20-07	Sun 21-07	Mon 22-07	Tue 23-07	Wed 24-07	Thu 25-07	Fri 26-07	Next
Non Delivery Days		<input checked="" type="checkbox"/>	<input checked="" type="checkbox"/>	<input type="checkbox"/>	<input type="checkbox"/>	<input type="checkbox"/>	<input type="checkbox"/>	<input type="checkbox"/>	<input checked="" type="checkbox"/>	<input type="checkbox"/>	<input type="checkbox"/>	<input type="checkbox"/>	<input type="checkbox"/>	<input type="checkbox"/>
Standard														
2	Price	225	225	225	225	225	225	225	225	225	225	225	225	2
3	Current	0	0	5	5	5	5	5	5	5	5	5	5	<input checked="" type="checkbox"/>

2. Within the settings, locate the option to adjust the "current" stock levels for the skip sizes you want to block.
3. Change the stock quantity to "0" for the skip sizes you wish to turn off.
4. Once you've adjusted the stock levels, click on the blue tick icon to confirm and save your changes.

Heavy/Landscaping Waste

North of The River		South of The River					Hearts			Rockingham / Mandurah			Outer Metro			
2024-07-15		Mon 15-07	Tue 16-07	Wed 17-07	Thu 18-07	Fri 19-07	Sat 20-07	Sun 21-07	Mon 22-07	Tue 23-07	Wed 24-07	Thu 25-07	Fri 26-07	Sat 27-07	Sun 28-07	Next
Prev	Edit	<input checked="" type="checkbox"/>	<input type="checkbox"/>	<input type="checkbox"/>	<input type="checkbox"/>	<input type="checkbox"/>	<input checked="" type="checkbox"/>	<input checked="" type="checkbox"/>	<input checked="" type="checkbox"/>	<input type="checkbox"/>	<input type="checkbox"/>	<input type="checkbox"/>	<input type="checkbox"/>	<input checked="" type="checkbox"/>	<input checked="" type="checkbox"/>	Next
Non Delivery Days																
Standard																
<input checked="" type="checkbox"/>	Price	225	225	225	225	225	225	225	225	225	225	225	225	225	225	Edit
<input checked="" type="checkbox"/>	2 m3	Stock	5	0	0	5	5	5	5	5	5	5	5	5	5	Delete
Standard																
<input checked="" type="checkbox"/>	Price	285	285	285	285	285	285	285	285	285	285	285	285	285	285	Edit
<input checked="" type="checkbox"/>	3 m3	Stock	5	0	5	5	5	5	5	5	5	5	5	5	5	Delete
Standard																
<input checked="" type="checkbox"/>	Price	345	345	345	345	345	345	345	345	345	345	345	345	345	345	Edit
<input checked="" type="checkbox"/>	4 m3	Stock	5	0	5	5	5	5	5	5	5	5	5	5	5	Delete

Edit

Date Start * **Date End ***

Zone *

Set Price

Set Stock

Off day



[Close](#) [Save](#)

5. You can also block orders by selecting the skip size.

6. Click on the “edit” button.

7. In the settings, you can block orders based on the date range and zone for the selected bin size.

Heavy/Landscaping Waste

North of The River		South of The River			Hearts		Rockingham / Mandurah			Outer Metro				
Prev	Base	Mon 15-07	Tue 16-07	Wed 17-07	Thu 18-07	Fri 19-07	Sat 20-07	Sun 21-07	Mon 22-07	Tue 23-07	Wed 24-07	Thu 25-07	Fri 26-07	Next
Non Delivery Days		<input checked="" type="checkbox"/>	<input checked="" type="checkbox"/>	<input type="checkbox"/>	<input type="checkbox"/>	<input type="checkbox"/>	<input type="checkbox"/>	<input type="checkbox"/>	<input checked="" type="checkbox"/>	<input type="checkbox"/>	<input type="checkbox"/>	<input type="checkbox"/>	<input type="checkbox"/>	
Standard														
2 m3	Price	225	225	225	225	225	225	225	225	225	225	225	225	
	Current	0	0	5	5	5	5	5	5	5	5	5	5	

How to Update the Price

1. To update the price, locate the blue icon button (edit) on the right side.
2. You can update the base price by clicking on the price column and editing the price.
3. You can also update the price based on the date.
4. Click on the blue tick icon to confirm and save your changes.